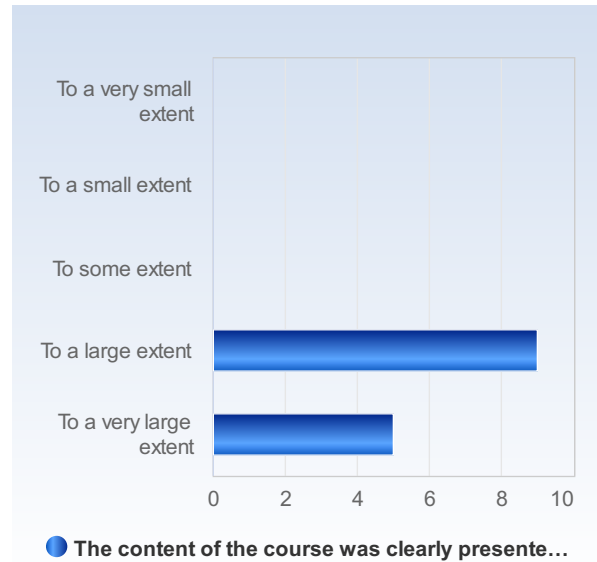


## 3239 Biopsykosocialt perspektiv på beroendetilstånd HT21 - Full

Respondents: 15  
 Answer Count: 14  
 Answer Frequency: 93,33 %

### 1. The content of the course was clearly presented in the syllabus.

The content of the course was clearly presented in the syllabus.	Number of responses
To a very small extent	0 (0,0%)
To a small extent	0 (0,0%)
To some extent	0 (0,0%)
To a large extent	9 (64,3%)
To a very large extent	5 (35,7%)
Total	14 (100,0%)



	Mean	Standard Deviation	Coefficient of Variation	Min	Lower Quartile	Median	Upper Quartile	Max
The content of the course was clearly presented in the syllabus.	4,4	0,5	11,4 %	4,0	4,0	4,0	5,0	5,0

## 2. I was highly motivated to learn the content of the course.

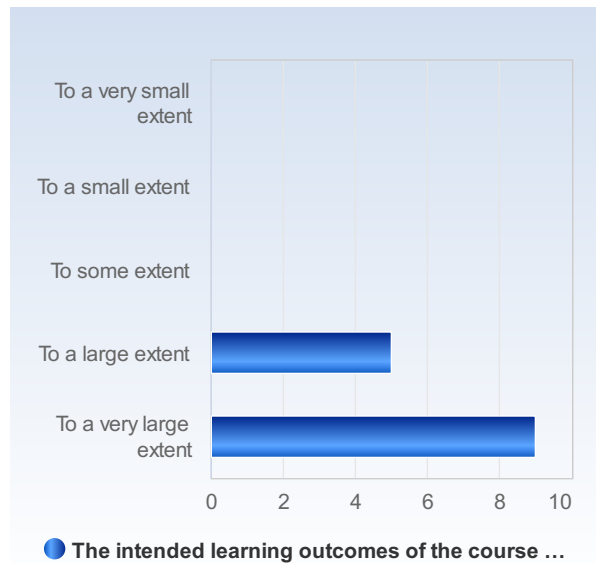
I was highly motivated to learn the content of the course.	Number of responses
To a very small extent	0 (0,0%)
To a small extent	0 (0,0%)
To some extent	0 (0,0%)
To a large extent	5 (35,7%)
To a very large extent	9 (64,3%)
Total	14 (100,0%)



	Mean	Standard Deviation	Coefficient of Variation	Min	Lower Quartile	Median	Upper Quartile	Max
I was highly motivated to learn the content of the course.	4,6	0,5	10,7 %	4,0	4,0	5,0	5,0	5,0

## 3. The intended learning outcomes of the course were clearly explained.

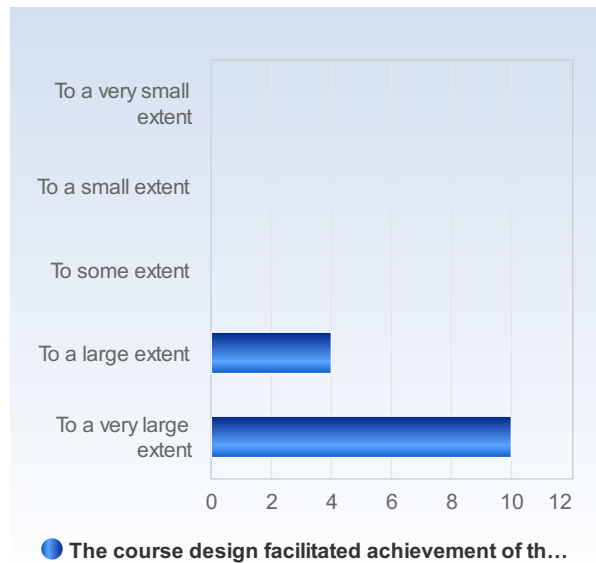
The intended learning outcomes of the course were clearly explained.	Number of responses
To a very small extent	0 (0,0%)
To a small extent	0 (0,0%)
To some extent	0 (0,0%)
To a large extent	5 (35,7%)
To a very large extent	9 (64,3%)
Total	14 (100,0%)



	Mean	Standard Deviation	Coefficient of Variation	Min	Lower Quartile	Median	Upper Quartile	Max
The intended learning outcomes of the course were clearly explained.	4,6	0,5	10,7 %	4,0	4,0	5,0	5,0	5,0

#### 4. The course design facilitated achievement of the intended learning outcomes.

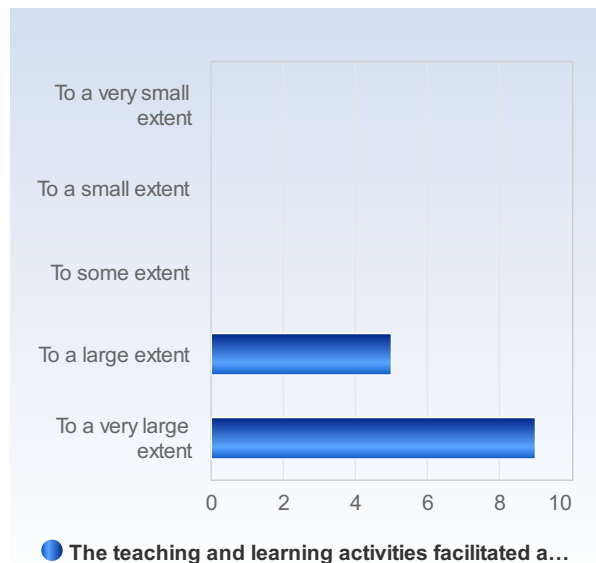
The course design facilitated achievement of the intended learning outcomes.	Number of responses
To a very small extent	0 (0,0%)
To a small extent	0 (0,0%)
To some extent	0 (0,0%)
To a large extent	4 (28,6%)
To a very large extent	10 (71,4%)
Total	14 (100,0%)



	Mean	Standard Deviation	Coefficient of Variation	Min	Lower Quartile	Median	Upper Quartile	Max
The course design facilitated achievement of the intended learning outcomes.	4,7	0,5	9,9 %	4,0	4,5	5,0	5,0	5,0

#### 5. The teaching and learning activities facilitated achievement of the intended learning outcomes.

The teaching and learning activities facilitated achievement of the intended learning outcomes.	Number of responses
To a very small extent	0 (0,0%)
To a small extent	0 (0,0%)
To some extent	0 (0,0%)
To a large extent	5 (35,7%)
To a very large extent	9 (64,3%)
Total	14 (100,0%)



	Mean	Standard Deviation	Coefficient of Variation	Min	Lower Quartile	Median	Upper Quartile	Max
The teaching and learning activities facilitated achievement of the intended learning outcomes.	4,6	0,5	10,7 %	4,0	4,0	5,0	5,0	5,0

## 6. I have received relevant feedback during the course.

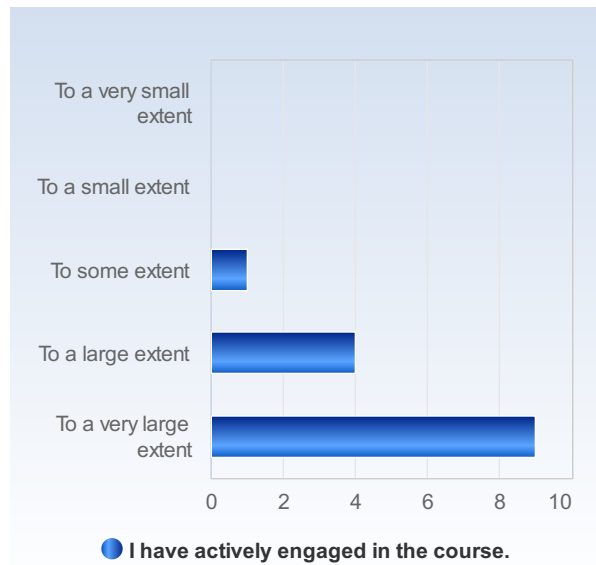
I have received relevant feedback during the course.	Number of responses
To a very small extent	0 (0,0%)
To a small extent	0 (0,0%)
To some extent	3 (21,4%)
To a large extent	6 (42,9%)
To a very large extent	5 (35,7%)
Total	14 (100,0%)



	Mean	Standard Deviation	Coefficient of Variation	Min	Lower Quartile	Median	Upper Quartile	Max
I have received relevant feedback during the course.	4,1	0,8	18,6 %	3,0	4,0	4,0	5,0	5,0

## 7. I have actively engaged in the course.

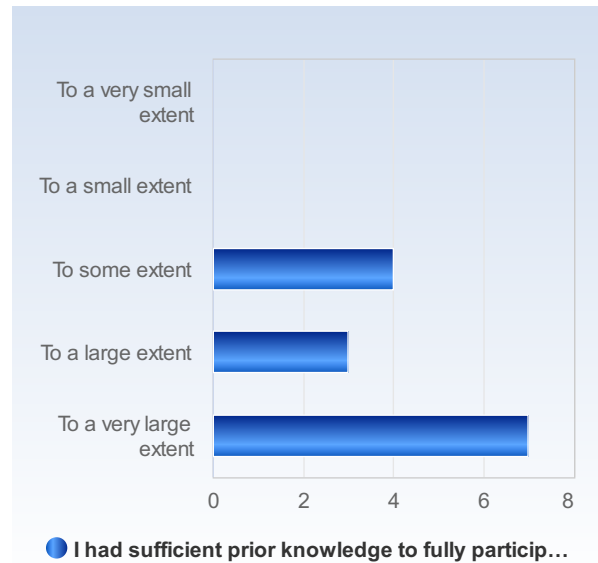
I have actively engaged in the course.	Number of responses
To a very small extent	0 (0,0%)
To a small extent	0 (0,0%)
To some extent	1 (7,1%)
To a large extent	4 (28,6%)
To a very large extent	9 (64,3%)
Total	14 (100,0%)



	Mean	Standard Deviation	Coefficient of Variation	Min	Lower Quartile	Median	Upper Quartile	Max
I have actively engaged in the course.	4,6	0,6	14,1 %	3,0	4,0	5,0	5,0	5,0

## 8. I had sufficient prior knowledge to fully participate in the course.

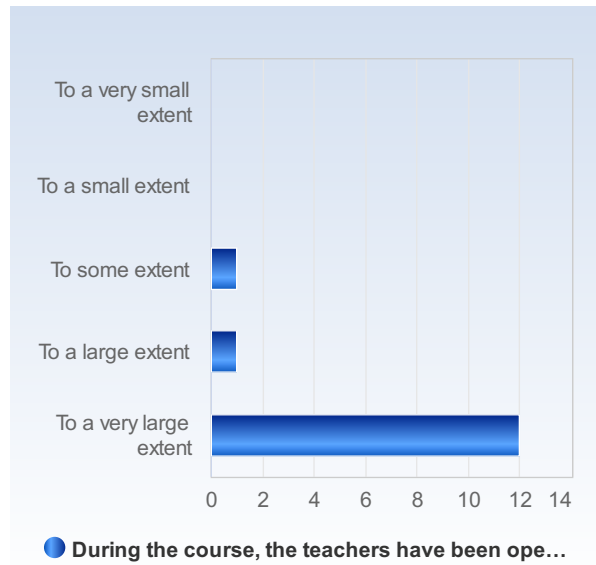
I had sufficient prior knowledge to fully participate in the course.	Number of responses
To a very small extent	0 (0,0%)
To a small extent	0 (0,0%)
To some extent	4 (28,6%)
To a large extent	3 (21,4%)
To a very large extent	7 (50,0%)
Total	14 (100,0%)



	Mean	Standard Deviation	Coefficient of Variation	Min	Lower Quartile	Median	Upper Quartile	Max
I had sufficient prior knowledge to fully participate in the course.	4,2	0,9	21,2 %	3,0	3,5	4,5	5,0	5,0

## 9. During the course, the teachers have been open to students' ideas and opinions about the course.

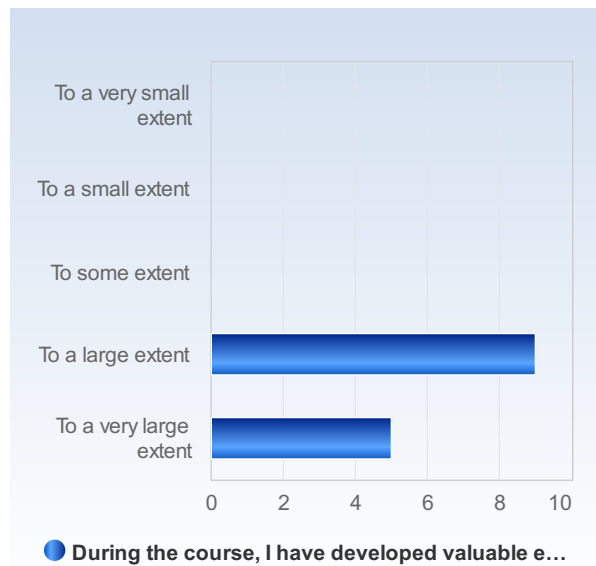
During the course, the teachers have been open to students' ideas and opinions about the course.	Number of responses
To a very small extent	0 (0,0%)
To a small extent	0 (0,0%)
To some extent	1 (7,1%)
To a large extent	1 (7,1%)
To a very large extent	12 (85,7%)
Total	14 (100,0%)



	Mean	Standard Deviation	Coefficient of Variation	Min	Lower Quartile	Median	Upper Quartile	Max
During the course, the teachers have been open to students' ideas and opinions about the course.	4,8	0,6	12,1 %	3,0	5,0	5,0	5,0	5,0

## 10. During the course, I have developed valuable expertise/skills.

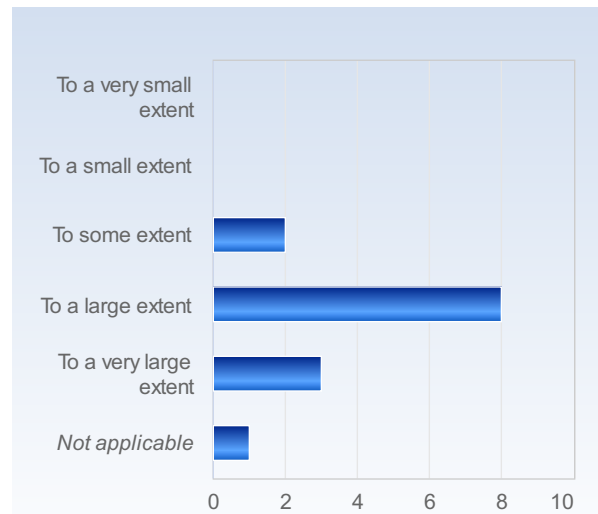
During the course, I have developed valuable expertise/skills.	Number of responses
To a very small extent	0 (0,0%)
To a small extent	0 (0,0%)
To some extent	0 (0,0%)
To a large extent	9 (64,3%)
To a very large extent	5 (35,7%)
Total	14 (100,0%)



	Mean	Standard Deviation	Coefficient of Variation	Min	Lower Quartile	Median	Upper Quartile	Max
During the course, I have developed valuable expertise/skills.	4,4	0,5	11,4 %	4,0	4,0	4,0	5,0	5,0

**11. During the course, I have developed my ability to critically analyse and evaluate research findings. (If the question is not relevant to this course, select the response option "Not applicable")**

During the course, I have developed my ability to critically analyse and evaluate research findings. (If the question is not relevant to this course, select the response option "Not applicable")	Number of responses
To a very small extent	0 (0,0%)
To a small extent	0 (0,0%)
To some extent	2 (14,3%)
To a large extent	8 (57,1%)
To a very large extent	3 (21,4%)
Not applicable	1 (7,1%)
Total	14 (100,0%)

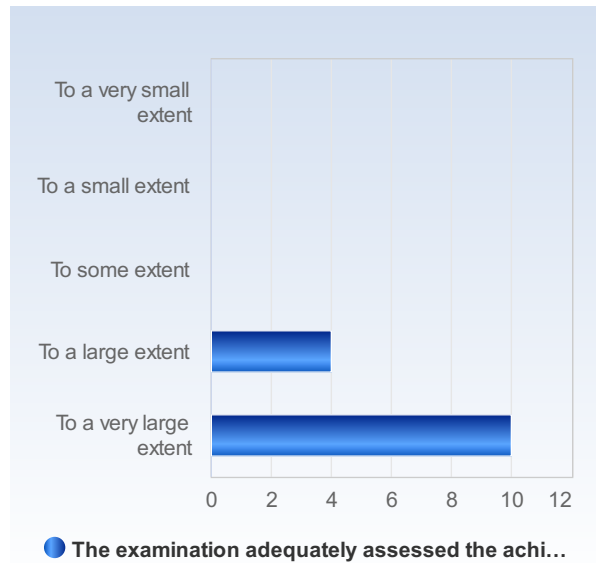


I have developed my ability t...(If the question is not relevant to this course, select the response option "Not applicable")

	Mean	Standard Deviation	Coefficient of Variation	Lower Quartile	Median	Upper Quartile	Max
During the course, I have developed my ability to critically analyse and evaluate research findings. (If the question is not relevant to this course, select the response option "Not applicable")	4,1	0,6	15,7 %	3,0	4,0	4,0	5,0

## 12. The examination adequately assessed the achievement of the intended learning outcomes.

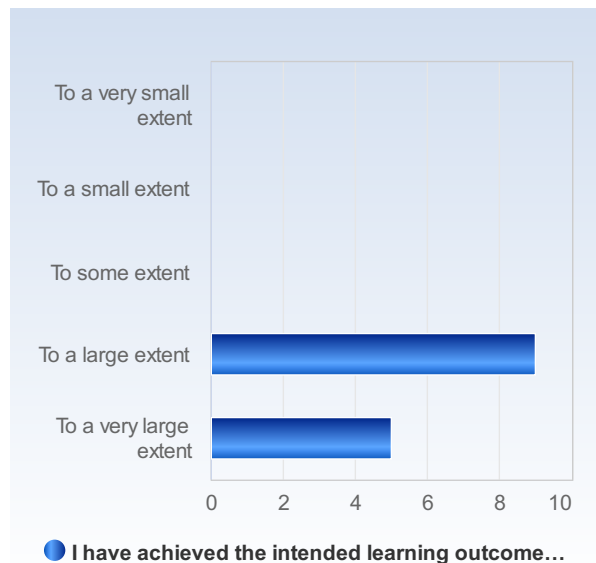
The examination adequately assessed the achievement of the intended learning outcomes.	Number of responses
To a very small extent	0 (0,0%)
To a small extent	0 (0,0%)
To some extent	0 (0,0%)
To a large extent	4 (28,6%)
To a very large extent	10 (71,4%)
Total	14 (100,0%)



	Mean	Standard Deviation	Coefficient of Variation	Min	Lower Quartile	Median	Upper Quartile	Max
The examination adequately assessed the achievement of the intended learning outcomes.	4,7	0,5	9,9 %	4,0	4,5	5,0	5,0	5,0

## 13. I have achieved the intended learning outcomes of the course.

I have achieved the intended learning outcomes of the course.	Number of responses
To a very small extent	0 (0,0%)
To a small extent	0 (0,0%)
To some extent	0 (0,0%)
To a large extent	9 (64,3%)
To a very large extent	5 (35,7%)
Total	14 (100,0%)



	Mean	Standard Deviation	Coefficient of Variation	Min	Lower Quartile	Median	Upper Quartile	Max
I have achieved the intended learning outcomes of the course.	4,4	0,5	11,4 %	4,0	4,0	4,0	5,0	5,0



## 14. From my perspective the workload was reasonable in relation to the number of credits.

From my perspective the workload was reasonable in relation to the number of credits.	Number of responses
To a very small extent	0 (0,0%)
To a small extent	0 (0,0%)
To some extent	0 (0,0%)
To a large extent	7 (50,0%)
To a very large extent	7 (50,0%)
Total	14 (100,0%)



	Mean	Standard Deviation	Coefficient of Variation	Min	Lower Quartile	Median	Upper Quartile	Max
From my perspective the workload was reasonable in relation to the number of credits.	4,5	0,5	11,5 %	4,0	4,0	4,5	5,0	5,0

## 15. This course has fulfilled my expectations of a high quality course.

This course has fulfilled my expectations of a high quality course.	Number of responses
To a very small extent	0 (0,0%)
To a small extent	0 (0,0%)
To some extent	0 (0,0%)
To a large extent	3 (21,4%)
To a very large extent	11 (78,6%)
Total	14 (100,0%)



	Mean	Standard Deviation	Coefficient of Variation	Min	Lower Quartile	Median	Upper Quartile	Max
This course has fulfilled my expectations of a high quality course.	4,8	0,4	8,9 %	4,0	5,0	5,0	5,0	5,0

## 16. Were there any parts of the course that were excellent? If so, please specify which parts and in what way.

Were there any parts of the course that were excellent? If so, please specify which parts and in what way.

Jag uppskattar när föreläsare skapar break-out rum där man får diskutera. Jag har svårt att koncentrera mig längre stunder på zoom och det underlättar med små avbrott.

Många delar var fantastiska, detta var överlägset den bästa kursen jag gått under mina snart 4år på doktorandutbildningen!

- Upplägget med föreläsningarna, kronologin, var toppen. Likaså föreläsarna.

- Antal kursdeltagare höjde kursen väldigt mycket; fler studenter hade försvårat aktivt deltagande, förr hade nog inte varit så givande (färre perspektiv mm).

- Examinationsformen och tillvägagångssättet (med stödjande gruppmöten, intellektuellt stimulerande och kreativ uppgift, värdet i uppgiften då vi kan använda oss av den för ev postdoc/ansökan, presentation) var en fantastisk idé och lätt att genomföra då idén förmedlades väldigt väl. Jag saknar ord att beskriva detta bättre!

- Väldigt efterlängtat ämne, märkligt att detta är den enda kursen på doktorandnivå (finns en del kurser på kandidatnivå i tex SU/Lund/UU, dock irrelevant för oss...).

Väldigt dedikerade kursledare, relevanta föreläsningar och intressanta diskussioner

Strukturen för grupparbetet och examinationen var riktigt bra. Det var en relevant och klurig uppgift, vi ansvarade själva för resultatet men hade en liten grupp att bolla i. Bra också att bestämma från början att man ska ses varje dag, annars hade det nog lätt blivit att vi skippat några sessioner.

Föreläsare, bra bredd. Väl utformad examination.

Hänvisar till diskussion i samband med kursavslut.

Mycket bra examinationsupplägg; uppgift som var relevant i förhållande både till kursens lärandemål och var och ens pågående doktorandprojekt!

Bra ordnat med former för involvering och diskussion med polls och breakoutrooms som gjorde att det blev omväxlande trots att det var heldigitalt.

Föreläsningarna av så kunniga och engagerade forskare har varit helt fantastiska!

Gruppdiskussionerna som var en del av förberedelsen för examinationen var utmärkta

## 17. Do you have any recommendations as to how the course could be improved? If so, please specify which parts and how.

Do you have any recommendations as to how the course could be improved? If so, please specify which parts and how.

Jag skulle uppskatta mer återkoppling kring presentationerna. Jag tycker att den biten är svår och vill gärna utvecklas!

Förlänga kursen + en introduktionskurs (kanske 3-4 dagar) för oss som saknar baskunskap + en fortsättningskurs.

\* Det skulle ha varit hjälpsamt med en tydligare instruktion ang. opponentens roll för examinationsuppgiften (ex. hur lång tid man hade på sig etc.)

\* Det skulle ha varit hjälpsamt med lite riktlinjer att förhålla sig till för grupparbetet (diskussionerna i grupp på instuderingsdagarna), ex. tips på hur man skulle strukturera upp det, med tid/person. Jag upplevde att jag mest gav feedback men fick väldigt lite feedback tillbaka, och att vi diskuterade mest 2 av projekten, och sen tog tiden slut

\* Det var väldigt mycket att läsa till de första tre dagarna, kanske skulle man kunna ha föreläsningarna varannan dag så man verkligen hade tid att sätta sig in i litteraturen inför var föreläsning

Tydligare instruktioner kring vad som ska läsas innan. Och avsatt tid för det. Fler och längre pauser när kursen ges digitalt.

Hänvisar till diskussion i samband med kursavslut.

Någon del av kursen på plats, tex inledningsvis. Lite mer tid i breakoutrooms ibland för att hinna diskutera igenom frågorna lite mer ordentligt.

Avsatt tid för inläsning av litteraturen.

Mer om sociala insatser.

Egentligen inte. Det funkade även bra med Zoom som annars kan vara jobbigt.

Kursen kunde vara lite längre och vara fler poäng så man kunde fördjupa sig i de olika områden. Alternativt kunde det vara bra att ha en precursur kurs som innehåller mer bakgrundsinformation inom forskningsområdet för de som inte har lika mycket specifika erfarenheter inom beroendeforskning.

## 18. Would you recommend this course to others enrolled in doctoral education? (Answer only if you are a doctoral student, otherwise select the response option "Not applicable")

Would you recommend this course to others enrolled in doctoral education? (Answer only if you are a doctoral student, otherwise select the response option "Not applicable")

Yes

No

Not applicable

Total

Number of responses

14

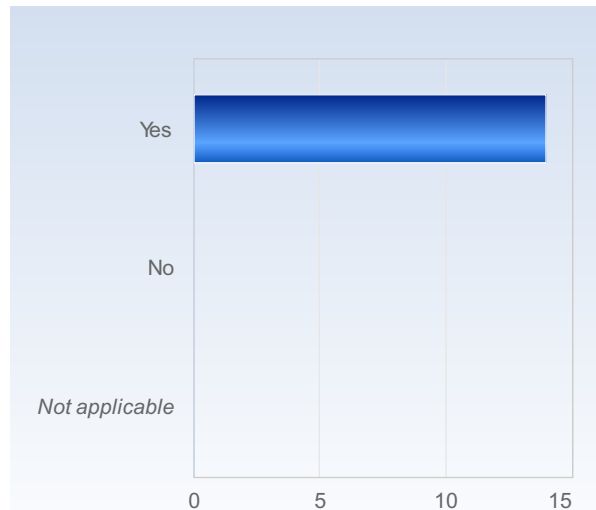
(100,0%)

0 (0,0%)

0 (0,0%)

14

(100,0%)



Would you recommend this course to others e... (Answer only if you are a doctoral student, otherwise select the response option "Not applicable")

	Mean	Standard Deviation	Coefficient of Variation	Min	Lower Quartile	Median	Upper Quartile	Max
Would you recommend this course to others enrolled in doctoral education? (Answer only if you are a doctoral student, otherwise select the response option "Not applicable")	1,0	0,0	0,0 %	1,0	1,0	1,0	1,0	1,0

**Comparison with all doctoral courses evaluated at KI during 2020 ("Aggregated" includes all evaluations for that calendar year)**

	Course mean	Aggregated mean	Difference of means	Course median	Aggregated median	Course P25	Aggregated P25	Course P75	Aggregated P75
Q1 Course content	4,36	4,31	0,05	4,00	4,00	4,00	4,00	5,00	5,00
Q2 Motivation	4,64	4,44	0,20	5,00	5,00	4,00	4,00	5,00	5,00
Q3 Clear Intended learning outcomes	4,64	4,25	0,39	5,00	4,00	4,00	4,00	5,00	5,00
Q4 Course design	4,71	4,18	0,54	5,00	4,00	4,50	4,00	5,00	5,00
Q5 Teaching and learning activities	4,64	4,19	0,46	5,00	4,00	4,00	4,00	5,00	5,00
Q6 Feedback	4,14	3,98	0,16	4,00	4,00	4,00	3,00	5,00	5,00
Q7 Engagement	4,57	4,26	0,31	5,00	4,00	4,00	4,00	5,00	5,00
Q8 Prior knowledge	4,21	3,88	0,33	4,50	4,00	3,50	3,00	5,00	5,00
Q9 Student input	4,79	4,38	0,41	5,00	5,00	5,00	4,00	5,00	5,00
Q10 Expertise/skills	4,36	4,13	0,23	4,00	4,00	4,00	4,00	5,00	5,00
Q11 Critical analysis	3,79	3,06	0,73	4,00	4,00	4,00	0,00	4,00	5,00
Q12 Examination	4,71	4,17	0,55	5,00	4,00	4,50	4,00	5,00	5,00
Q13 Achieved intended learning outcomes	4,36	4,11	0,24	4,00	4,00	4,00	4,00	5,00	5,00
Q14 Workload	4,50	4,03	0,47	4,50	4,00	4,00	4,00	5,00	5,00
Q15 Fulfilled expectations	4,79	4,22	0,57	5,00	4,00	5,00	4,00	5,00	5,00